

# Wallstone® 3

Available in NSW/ACT

**adbri** MASONRY  
working together



Recommended For



Garden Steps



Garden Beds



Vertical Walls



Engineered Walls

Wallstone® 3 is a large faced retaining wall and garden edging block with a modern split faced texture.

Available in a selection of quality colours, this is the perfect solution to your backyard projects.



## COLOUR OPTIONS

Oatmeal



Bondi Blend



Charcoal



Due to natural variations in aggregates, colour tones may vary from batch to batch.


Whilst these swatches provide a good indication of the products colour, you should always sight product samples before use.



## AVAILABLE SIZES



**Wallstone® 3 Standard Unit**  
22.2 units per m<sup>2</sup>



**Wallstone® 3 Corner Unit**  
Available in left and right hand units



**Universal Cap**  
3.33 units per l/m

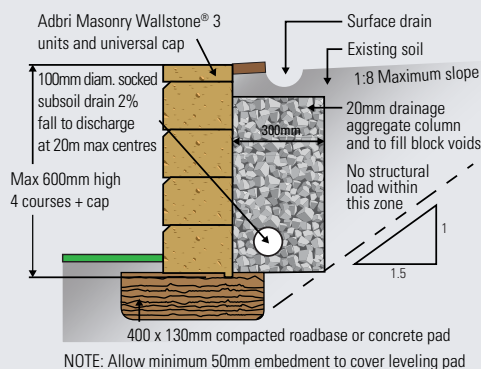
Maximum non reinforced height 600mm+Cap (4 courses) [Vertical]

## TECHNICAL INFORMATION

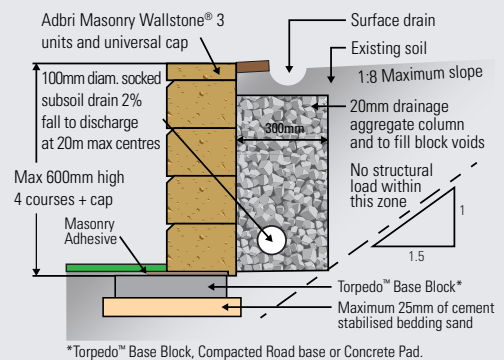
| Range                       | Size (mm)<br>L x D x H | No. per m <sup>2</sup> | No. per tonne | No. per pallet | Colours                            |
|-----------------------------|------------------------|------------------------|---------------|----------------|------------------------------------|
| Wallstone® 3 Standard Unit  | 300 x 220 x 150        | 22.22                  | 66.7          | 105            | Bondi Blend<br>Charcoal<br>Oatmeal |
| Wallstone® 3 LH Corner Unit | 370 x 220 x 150        | -                      | 40            | 60 (30L/30R)   |                                    |
| Wallstone® 3 RH Corner Unit | 370 x 220 x 150        | -                      | 40            |                |                                    |
| Universal Cap               | 300 x 240 x 60         | 3.3 L/m                | 106           | 144            |                                    |

## FOUNDATION OPTIONS AND GENERAL INSTALL GUIDE

### TYPICAL CROSS SECTION



### TORPEDO™ BASE CROSS SECTION



NOTE: Always seek advice and designs from a qualified engineer when building a wall which exceeds the stated maximum unreinforced gravity heights and where soil conditions or load pressures are unknown.

BRICKS

BESSER® BLOCKS

PAVERS

RETAINING WALLS



1300 365 565 | www.adbrimasonry.com.au

ISSUE DATE: 10/2017

**adbri**MASONRY  
working together